由 Autodesk 教育版产品制作

REV.	ECN.NO.	MODIFY.CONTENT	DATE
A		NEW	2012/04/13

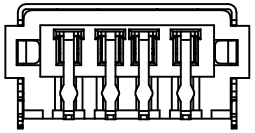

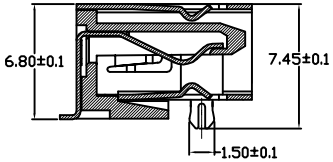

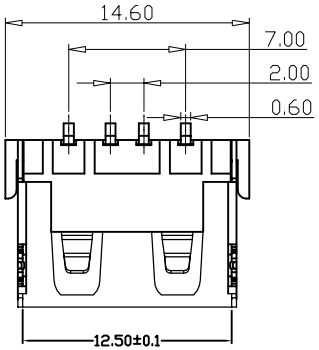

SECTION A-A

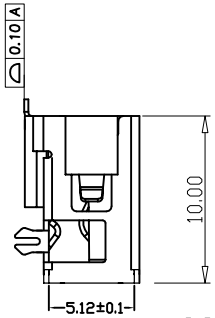

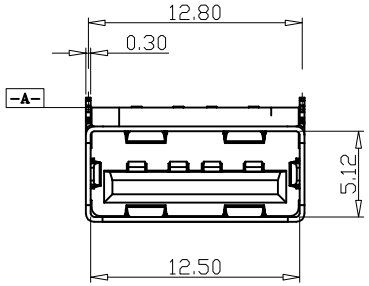

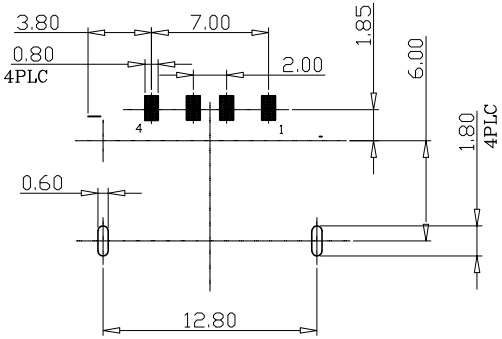

RECOMMENDED PCB LAYOUT

THICKNESS=1.0mm (TOLERANCES ±0.05)

规格说明:Specifications:

电气特性:Electrical:

1.额定电流:Current Rating
1.5A/contact terminal

2.额定电压:Voltage Rating
30V DC

3.接触阻抗:Contact Resistance
30 milliohms MAX

4.耐电压:Dielectnic Withstanding Voitage:
500 V AC AT Sea Levol

5.绝缘阻抗:Lnsulation Resistance:
1000MEGA ohms MIN

物理性能:Mechanical:

1.插拔力:Cnnector Mate and Unmate Force
Mate force:3.57kgf(MAX)
Unmate force:1.02kgf(MIN)

2.端子保持力:Terminal Retenion
1.2kgf(MIN)

原材料:Matorial:

1.塑胶:Housing:
Hing Temperature Tnermaplastics,
Ul 94V-0 PBT White/Black

2.端子:Contact:Copper Alloy C2680

3.外壳:Shell: Copper Alloy C2680/SPCC

电镀:Finish:

1.端子:Contact: Piated Gold in Mating Area;
Tin On Solder Talls

2.外壳:Shell:
Nickel Plating

GENERAL TOLERANCE		DWG NO.	JYSA0804-001	APPD:	WIND	Scale	1:1
X.±0.45	x.°±5°	Title	A/F 短体10.0 SMT(两脚无卷边H=6.8)短脚	CHKD:		UNIT	mm
.X±0.35	.x°±2°			DR:			
.XX±0.25	.xx°±1°	Part NO.	JYS-USB680-004	Date	2012/04/13		
.XXX±0.15	.xxx°±0.5°		杰 宇 森 电 子 有 限 公 司 JIE YU SEN ELECTRONIC CO., LTD.				
SHEET 1/1							

由 Autodesk 教育版产品制作
由 Autodesk 教育版产品制作
由 Autodesk 教育版产品制作