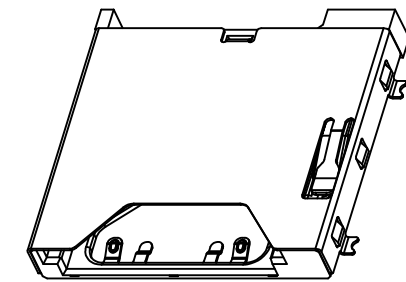
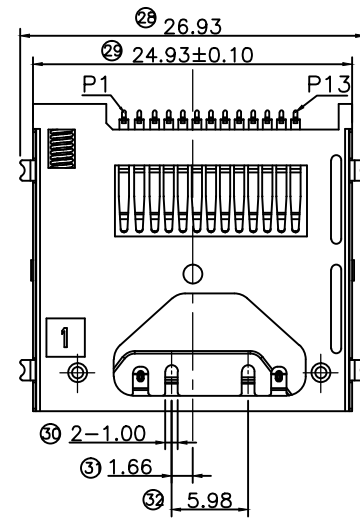
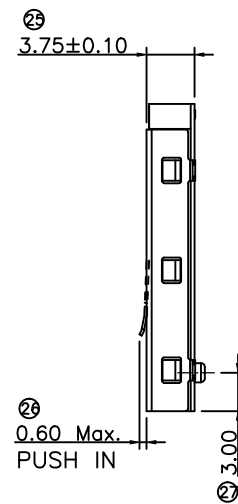
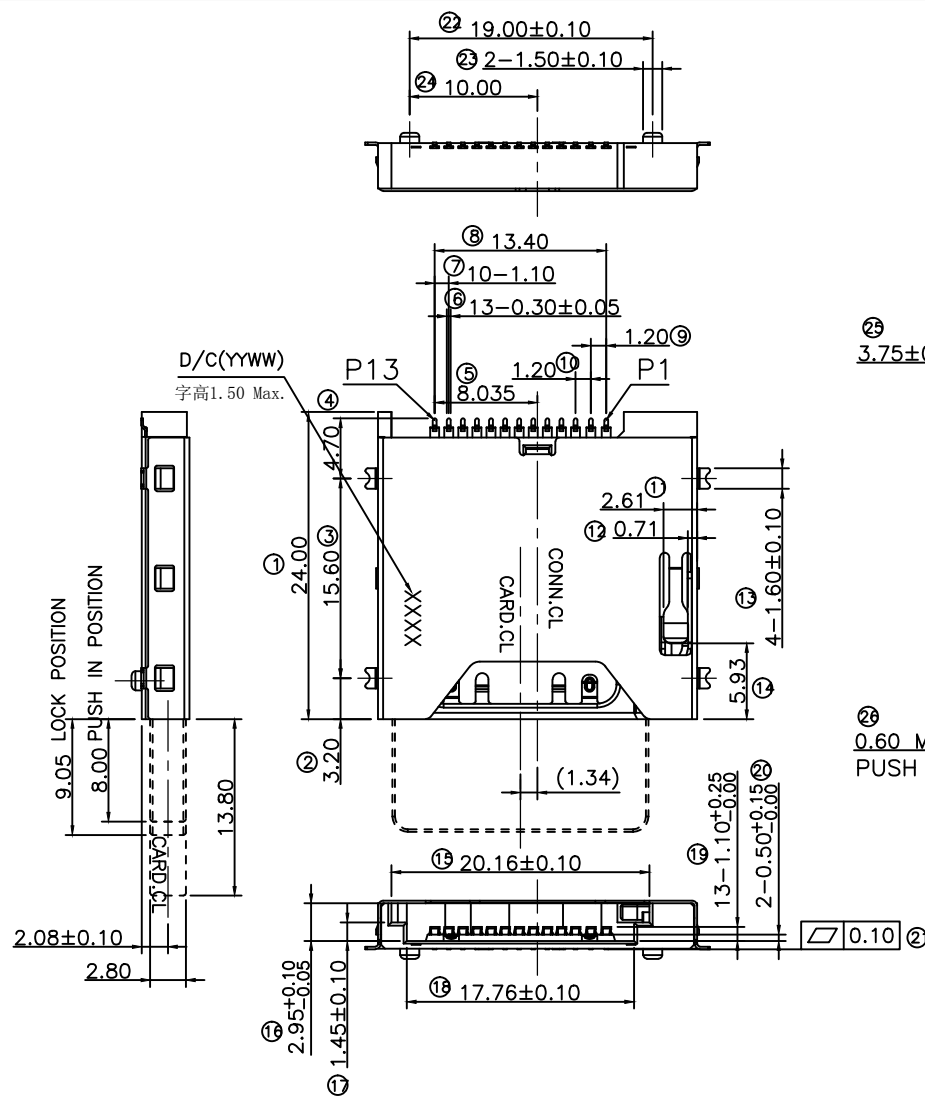


REV.	ECN.NO.	MODIFY.CONTENT	DATE
A		NEW	2022/05/29



SPECIFICATION

1.Material:

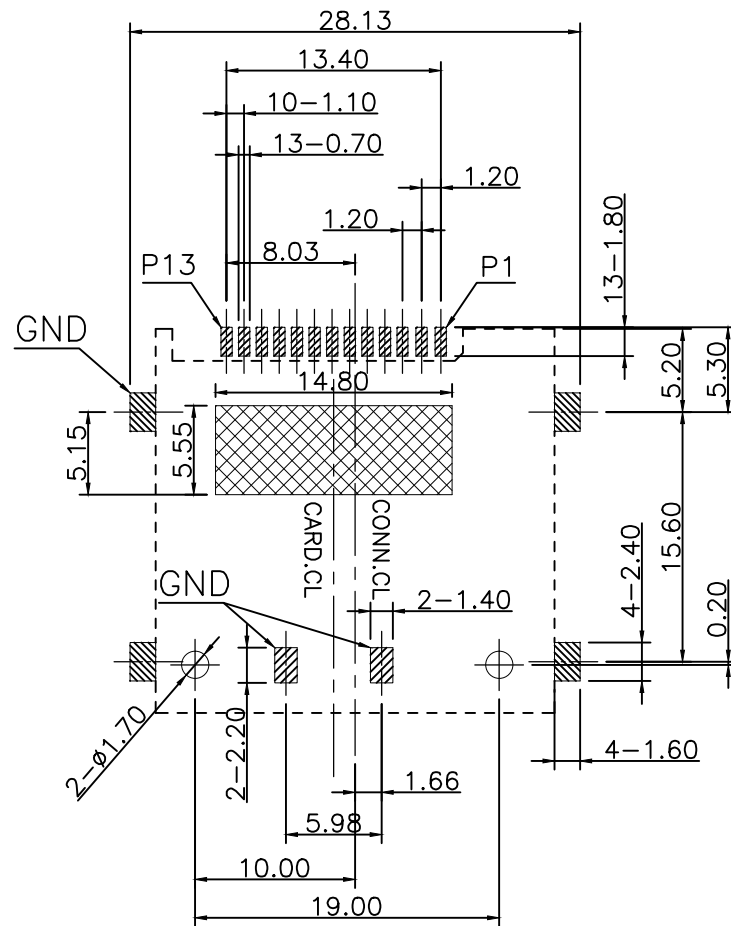
Housing: LCP S475, Rated UL94V-0, Color: Black.
 Contacts: C7025 TM03
 Matte Tin 80u"MIN. at Solder Tail,
 Plating 15U" on Contact Area. Over Nickel 50u"MIN.
 Shell: SUS304 1/2H.
 Goldflash at Solder Tail, Over Nickel 30u"MIN. Plated.
 LOCK PIN: SUS304 3/4H. Not Plating.
 SPRING: SWP-B. Not Plating.
 CAM ROD: SUS304H. Not Plating.

2.Electrical Characteristics:

Rated voltage : 500Vrms AC for 1 min.
 Current rating : 1.0 A.Min.per pin.
 Operating Temperature: -25°C~+85°C.
 Insulation resistance: 1000M ohms Min. at 500VDC for 1ms.
 Dielectric withstanding voltage: 500 VAC/1minute.
 Contact resistance: Initial: 55m ohms max. Final: Δ40m ohms max.
 Insertion Force: 25N Max.
 Removal Force: 0.5N Min. 20N Max.
 Inverse Insertion: 50N Min.
 Mating cycle: 10000 cycles, Spring is not breaking.

GENERAL TOLERANCE		DWG NO.	APPD:	WIND	Scale	1:1
X.±0.45	x.'±5'	Title	CF Express Type A PUSH CONN.	CHKD:	UNIT	mm
.X±0.35	.x'±2'					
.XX±0.25	.xx'±1'	Part NO.	JYS-CF375-001	Date	2022/05/29	
.XXX±0.15	.xxx'±0.5'			JYSCONN Electronics Co., LTD.		
SHEET	1/3					

REV.	ECN.NO.	MODIFY.CONTENT	DATE
A		NEW	2022/05/29



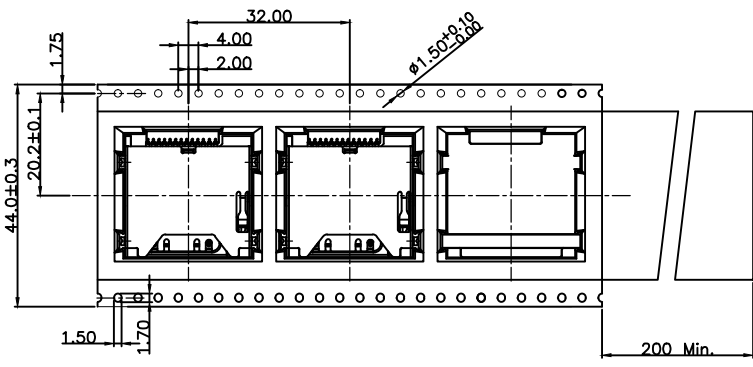
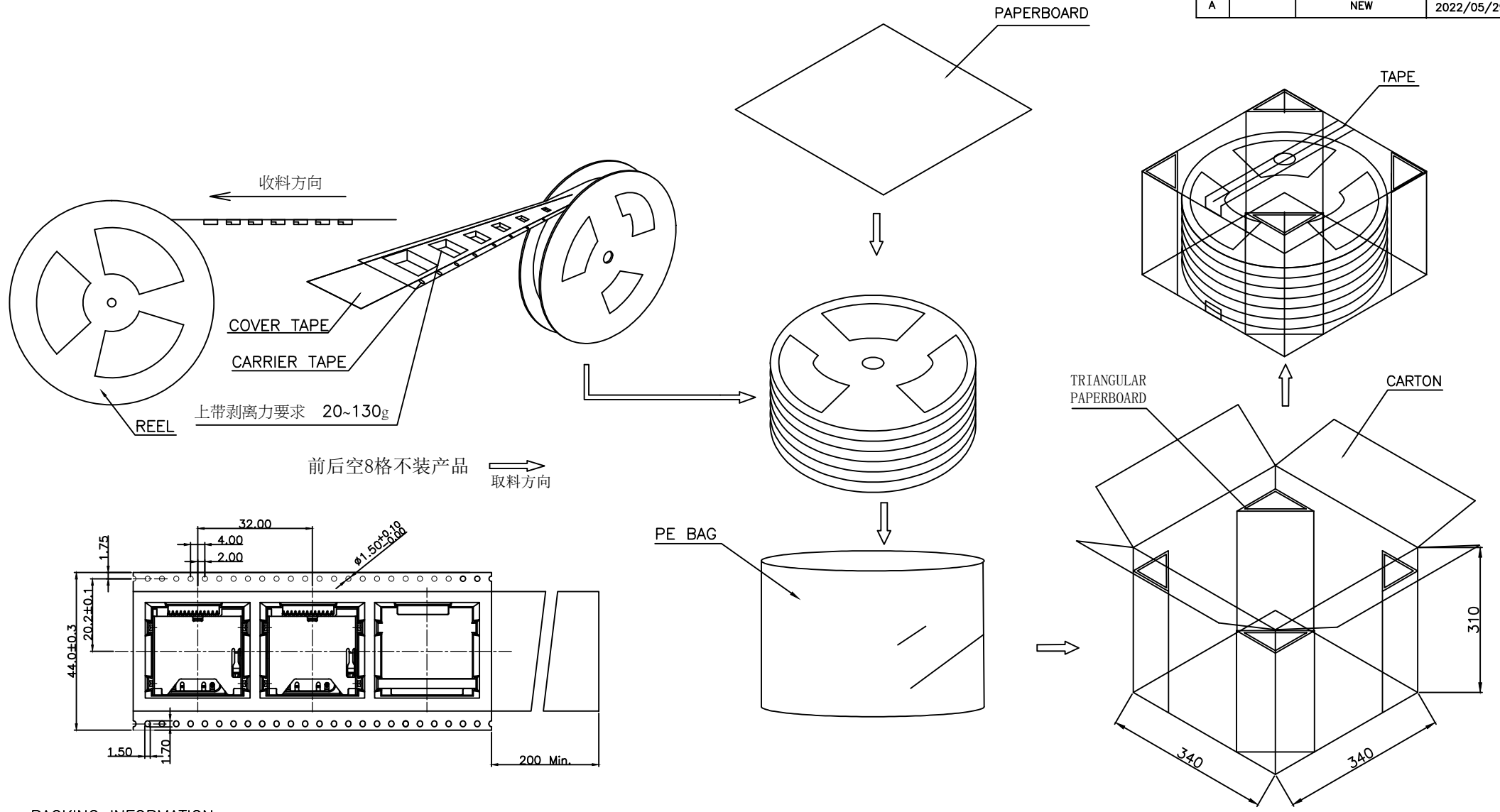
RECOMMENDED P.C.B LAYOUT
TOLERANCE IS: ± 0.05

- PAD AREA
- KEEP OUT AREA
- NO COPPER AREA
(NO Trace & Via GND)
- GND PATTERN ONLY

PIN DESIGN		
13	GND	Ground
12	PETp0	PCIe Gen3 Tx singal
11	PETn0	PCIe Gen3 Tx singal
10	GND	Ground
9	PERp0	PCIe Gen3 Rx singal
8	PERn0	PCIe Gen3 Rx singal
7	GND	Ground
6	REFCLK+	Reference Clock input
5	REFCLK-	Reference Clock input
4	INS#	Media detection and power control
3	CLKREQ#	Indication of REFCLK to Host
2	+3.3V	3.3V Power Supply
1	PERST#	PCIe Express function reset

GENERAL TOLERANCE		DWG NO.	APPD:	WIND	Scale	1:1
X. ± 0.45	x. $\pm 5^{\circ}$	Title	CF Express Type A PUSH CONN.	CHKD:	UNIT	mm
.X ± 0.35	.x $\pm 2^{\circ}$					
.XX ± 0.25	.xx $\pm 1^{\circ}$	Part NO.	JYS-CF375-001	Date	2022/05/29	
.XXX ± 0.15	.xxx $\pm 0.5^{\circ}$	JYSCONN Shenzhen		JYSCONN Electronics Co., LTD.		
SHEET	2/3					

REV.	ECN.NO.	MODIFY.CONTENT	DATE
A		NEW	2022/05/29



PACKING INFORMATION

PART NAME	SPECIFICATION
QUANTITY OF PER TRAY	350PCS/REEL
QUANTITY OF PER CARTON	6*350=2100PCS/CARTON
TRAY TYPE	∅330X44H
CARTON SIZE	340*340*310
For ocean and air shipping products cover paperboard	

GENERAL TOLERANCE	DWG NO.	APPD:	WIND	Scale	1:1
X.±0.45	x.±5'	Title	CF Express Type A PUSH CONN. 包装图	CHKD:	UNIT mm
.X±0.35	.x'±2'	Part NO.	JYS-CF375-001	DR:	
.XX±0.25	.xx'±1'	Date	2022/05/29		
.XXX±0.15	.xxx'±0.5'	JYSCONN Shenzhen JYSCONN Electronics Co., LTD.			
SHEET 3/3					